


DATA SHEET
wiring components
EV-S G ANL



to connect DFS 2/DFS 4 and DLS 6 for supply from top
 Article number 09920127

Function

Wiring materials are components for the wiring of residual current circuit-breakers, residual current operated and miniature circuit-breakers and Do switch-disconnectors in industrial, commercial and privately used electrical distribution units. They considerably reduce the installation work and are available in a wide range of versions in multiple-pole design with various conductor cross-sections. The busbars in this family are designed for the supply-side connection of residual current circuit-breakers (RCCBs) DFS 2 or DFS 4 and miniature circuit-breakers (MCBs) on the top side of the devices. The rails with fork design are available as different variants for residual current circuit breakers with neutral wire left (ANL) or right (ANR). Time-saving and user-friendly processing capability is a feature. Unused connections can be covered by the EV-S BS protective cover.

Features

Adapter rail for connecting series DFS RCCBs and series DLS MCBs when supply is from above, compact design, saves a lot of time during wiring

Mounting

The rails are inserted in the upper terminals of the devices to be connected.

Applications

Bars from this series are used in connection with RCCBs and MCBs in power supplies to residential and purpose-built buildings as well as to industrial facilities.

Notes

The EV-S G Eurovario connection bars or GM bars that can be cut to length must be used when supplying power to miniature circuit-breakers from below in combination with Doepke residual current circuit breakers.

Accessories

input terminals AS, feed-in terminal blocks ES, protective cover caps

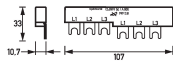
Technical Data

Technical Data	EV-S G ANL
Series	EV-S G ANL
suitable for model range	DFS 2, DFS 4, DLS 6
Phase arrangement	(L1, L2, L3) x 2
Number of connectable devices	4
Number of Phases	3
Specification connection	fork
Rail cross-section	16 mm ²
Modular dimension, rail	17.8 mm
Dielectric constant	4
Creep resistance	600
Current consumption (AC)	max. 120 A
Rated impulse withstand voltage	4.5 kV
Rated voltage (AC)	500 V
Rated current (AC)	80 A
Conditional rated short-circuit current I _q	15 kA

Subject to technical changes

Technical Data	EV-S G ANL
Rated short-circuit current	12.5 kA
Rated impulse withstand voltage	4.5 kV
General data	
Bar material	E-CU F25
Insulated	true
Insulating material	Ultramid® A3K (or equivalent)
Colour insulating material	light grey
Height	10.7 mm
Depth	33 mm
Module widths	6
Length	107 mm
Weight	0.054 kg
Design requirements/Standards	EN 60664-1

Dimensions



Dimensional drawing Group view

Diagrams

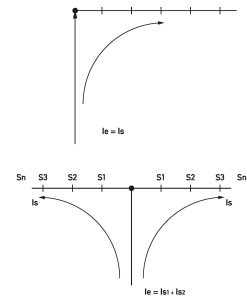


Diagram Power distribution