


DATA SHEET

wiring components



EV-S G 3.6.120

Eurovario-System nach EN 60664-1, 500 V, 10 mm², fork
Article number 09920118

Function

Wiring materials are components for the wiring of residual current circuit-breakers, residual current operated and miniature circuit-breakers and Do switch-disconnectors in industrial, commercial and privately used electrical distribution units. They considerably reduce the installation work and are available in a wide range of versions in multiple-pole design with various conductor cross-sections. The busbars are cut to length and designed for the supply-side connection of residual current circuit-breakers (RCCBs) DFS 2 or DFS 4, miniature circuit-breakers (MCBs) and residual current operated circuit-breakers with integral overcurrent protection (RCBOs) on the bottom of the devices. The bars with furcated cable lug are available in a wide range of variants in one to four-pole design (some also with space for auxiliary switches) and provide time-saving and user-friendly processing options. Unused connections can be covered by the EV-S BS protective cover.

Features

can be used in connection with residual current circuit-breakers, miniature circuit-breakers and residual current operated circuit-breakers with integral overcurrent protection, wide range of variants, saves a lot of time during wiring

Mounting

The rails are inserted in the upper or lower terminals of the devices to be connected.

Applications

Busbars from this series are used in connection with RCCBs, MCBs and RCBOs in power supplies to residential and purpose-built buildings as well as to industrial facilities.

Notes

The EV-S G ANL (N left) or EV-S G ANR (N right) connection bars must be used when supplying power to miniature circuit-breakers from above in combination with Doepke residual current circuit-breakers.

Accessories

input terminals AS, feed-in terminal blocks ES, protective cover caps

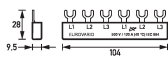
Technical Data

| Technical Data | EV-S G 3.6.120 |
|---------------------------------|--------------------|
| Series | EV-S G |
| suitable for model range | DLS 6 |
| Phase arrangement | (L1, L2, L3) x 2 |
| Number of connectable devices | 6 |
| Number of Phases | 3 |
| Specification connection | fork |
| Rail cross-section | 10 mm ² |
| Modular dimension, rail | 17.8 mm |
| Dielectric constant | 4 |
| Creep resistance | 600 |
| Rated voltage (AC) | 500 V |
| Rated current (AC) | 63 A |
| Rated short-circuit current | 15 kA |
| Rated impulse withstand voltage | 4.5 kV |
| General data | |

Subject to technical changes

| Technical Data | EV-S G 3.6.120 |
|-------------------------------|-------------------------------|
| Bar material | E-CU F25 |
| Insulated | true |
| Insulating material | Ultramid® A3K (or equivalent) |
| Colour insulating material | light grey |
| Height | 9.5 mm |
| Depth | 28 mm |
| Module widths | 6 |
| Length | 104 mm |
| Weight | 0.033 kg |
| Design requirements/Standards | EN 60664-1 |

Dimensions



Dimensional drawing Group view

Diagrams

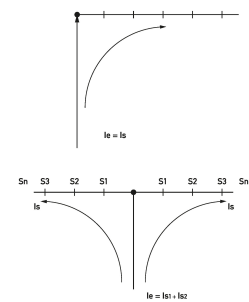


Diagram Power distribution