


# DATA SHEET

## wiring components



### EV-S G 3+Hi.6.120

Eurovario-System nach EN 60664-1, 500 V, 10 mm<sup>2</sup>, fork  
Article number 09920176

symbolic image

#### Function

Wiring materials are components for the wiring of residual current circuit-breakers, residual current operated and miniature circuit-breakers and Do switch-disconnectors in industrial, commercial and privately used electrical distribution units. They considerably reduce the installation work and are available in a wide range of versions in multiple-pole design with various conductor cross-sections. The busbars are cut to length and designed for the supply-side connection of residual current circuit-breakers (RCCBs) DFS 2 or DFS 4, miniature circuit-breakers (MCBs) and residual current operated circuit-breakers with integral overcurrent protection (RCBOs) on the bottom of the devices. The bars with furcated cable lug are available in a wide range of variants in one to four-pole design (some also with space for auxiliary switches) and provide time-saving and user-friendly processing options. Unused connections can be covered by the EV-S BS protective cover.

#### Features

can be used in connection with residual current circuit-breakers, miniature circuit-breakers and residual current operated circuit-breakers with integral overcurrent protection , wide range of variants , saves a lot of time during wiring

#### Mounting

The rails are inserted in the upper or lower terminals of the devices to be connected.

#### Applications

Busbars from this series are used in connection with RCCBs, MCBs and RCBOs in power supplies to residential and purpose-built buildings as well as to industrial facilities.

#### Notes

The EV-S G ANL (N left) or EV-S G ANR (N right) connection bars must be used when supplying power to miniature circuit-breakers from above in combination with Doepke residual current circuit-breakers.

#### Accessories

input terminals AS, feed-in terminal blocks ES, protective cover caps

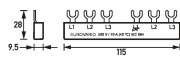
#### Technical Data

Technical Data	EV-S G 3+Hi.6.120
Series	EV-S G
suitable for model range	DLS 6
Phase arrangement	(L1, L2, L3-Hi) x 2
Number of connectable devices	2
Number of Phases	3
Specification connection	fork
Rail cross-section	10 mm <sup>2</sup>
Modular dimension, rail	17.8 mm
Dielectric constant	4
Creep resistance	600
Rated voltage (AC)	500 V
Rated current (AC)	63 A
Rated short-circuit current	15 kA
Rated impulse withstand voltage	4.5 kV

Subject to technical changes

Technical Data	EV-S G 3+Hi.6.120
	<b>General data</b>
Bar material	E-CU F25
Insulated	true
Insulating material	Ultramid® A3K (or equivalent)
Colour insulating material	light grey
Height	9.5 mm
Depth	28 mm
Module widths	6.5
Length	115 mm
Weight	0.037 kg
Design requirements/Standards	EN 60664-1

**Dimensions**



Dimensional drawing Group view

**Diagrams**

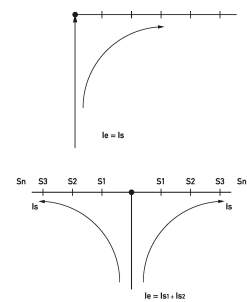


Diagram Power distribution